

**ORQUESTA SINFÓNICA INFANTIL DE MÉXICO
PROCESO DE SELECCIÓN – OSIM 2024**

**REPERTORIO PARA AUDICIÓN
VIOLÍN**

1. Obertura La Gran Pascua Rusa Rimsky-Korsavov
 - a) Desde el compás 15 de la letra D (Allegro agitato), hasta el octavo compás de la letra I ($\text{♩} = 140$)
 - b) Desde dos compases antes de la letra N, hasta el primer compás de la letra N
 - c) Desde la letra Q, hasta 16 compases antes de la letra U

2. Obertura La Urraca Ladrona Gioacchino Rossini
 - a) Desde la anacrusa de la letra A, hasta el compás número 49
 - b) Desde el compás número 81, hasta el compás número 115
 - c) Desde el compás número 442, al final de la obra

3. Capricho No. 5 para violín Pierre Rode
 - a) Tocar el capricho completo

4. Una obra a libre elección con duración máxima de 10 minutos.

RECOMENDACIONES PARA REALIZAR TU AUDICIÓN

- Busca un espacio, ya sea en tu escuela o casa, para realizar el video de tu audición, que cuente con una buena iluminación y el menor eco posible.
- Deja un espacio aproximado de 1.5 a 2 metros entre tu posición y el lugar donde coloques la cámara.
- Monta tu cámara sobre un tripié o una base fija.
- Procura que tu toma esté centrada:
 - ✓ Si estás de pie, que abarque sólo de la cabeza hasta la cintura.
 - ✓ Si estas sentado, que abarque de tu cabeza hasta las rodillas.
- Para tener buena calidad en el sonido, puede ayudarte una persona a comprobar que la cámara capte el sonido correctamente, utilizando unos audífonos conectados a la misma.
- Si el micrófono es independiente a la cámara, colócalo de frente al instrumento, asegurándote de igual forma que capte correctamente el sonido.
- Deja que la cinta corra 5 segundos antes de que comiences a tocar, esto para asegurar que se grabe completa tu interpretación.
- Asegúrate de haber estudiado el material musical antes de hacer tu grabación y de que al momento de realizarla, tus particellas estén en el orden adecuado.
- Recuerda que debes tocar todos los pasajes que se encuentran señalados en los materiales de audición, además de una obra a tu libre elección.
- Sube tu video a cualquier de las plataformas disponibles (Youtube, Vimeo, Googlevideo) y asegúrate de que sea público en la configuración de video.
- Por último, no olvides registrar todos tus datos y la liga a tu video, así como adjuntar la documentación solicitada en la convocatoria de la OSIM en el formulario de inscripción.

Mucha suerte!!!

Nicolai Rimsky-Korsakov
Russian Easter Overture, Op. 36

Violino I.

Lento mystico.

Fl. 1

p

dolce a piacere
Viol. Solo Cad.

Andante
A *a tempo*

2. Viol. Soli.

p

4 **B** *Maestoso.* Tutti.

mf

2 *pizz.*

f

Viol. Solo

Fl. Cad. *a tempo*

div. a 3.
arco *pp*

arco *pp*

arco *pp*

Solo *pp*

p

p

p

Andante lugubre, sempre alla breve.

2 2 1 2 1

1 Tutti

10

pp

Oboi.

Violino I.

The image displays a page of a musical score for Violino I and Piano accompaniment. The Violino I part consists of eight staves of music, primarily in a melodic line with various articulations and dynamics. The Piano accompaniment is shown in a grand staff (treble and bass clefs) at the bottom. The score includes dynamic markings such as *sf*, *div.*, *atm.*, *p*, and *cantabile*. A red bracket highlights a section of the Violino I part where the tempo and mood change to *Solo cantabile* and *un poco più sost. e tranquillo*. The key signature is one sharp (F#), and the time signature is 3/4.

Violino I.

Viol. Solo



p dolce *poco rit.*

The first staff of music features a solo violin line in 2/4 time. It begins with a melodic phrase of eighth notes, marked *p dolce*. The tempo then shifts to *poco rit.* as the melody continues with a mix of eighth and sixteenth notes. The staff ends with a double bar line and repeat dots.

Tempo I. Allegro agitato.

3 Tutti pizz.



p arco *pp* *cresc.*

The second staff marks the beginning of the tutti section, starting with a 3-measure rest for pizzicato. The music then enters with a steady eighth-note pattern, marked *p*. The dynamic changes to *pp* for an *arco* section, which begins with a *cresc.* (crescendo) marking.



3 pizz. arco *pp* *cresc.*

The third staff continues the rhythmic pattern with a 3-measure rest for pizzicato, followed by an *arco* section. The dynamics are *pp* with a *cresc.* marking.



f

The fourth staff features a dynamic shift to *f* (forte) with a series of chords and melodic fragments.



f

The fifth staff continues with a *f* dynamic, showing a complex texture with multiple voices and some grace notes.



The sixth staff continues the intricate musical texture, featuring various rhythmic patterns and dynamic markings.



The seventh staff continues the development of the piece, with a variety of note values and articulation.

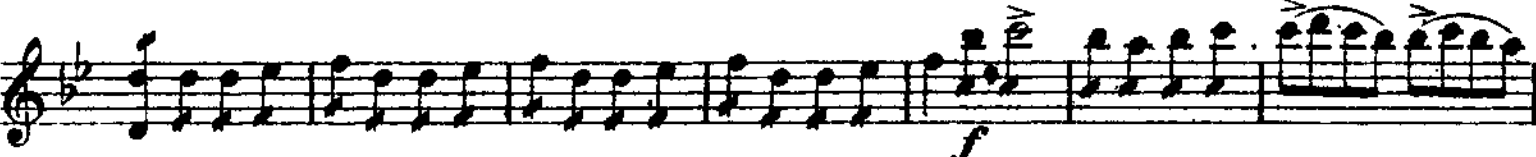


The eighth staff continues the complex texture, featuring some syncopation and dynamic shifts.



f P 1 2 3 4 5

The ninth staff features a dynamic shift to *f* and a *P* (piano) marking. It includes five numbered first endings (1-5) for a melodic phrase.



f

The tenth staff continues with a *f* dynamic, featuring a prominent melodic line.



The eleventh staff concludes the page with a series of sixteenth-note passages and dynamic markings.

Violino I.

This page of the Violino I score for Rimsky-Korsakov's Russian Easter Overture, Op. 36, contains 13 staves of music. The score begins with a red bracket on the first staff. The music is written in a key signature of two flats (B-flat and E-flat) and a 3/4 time signature. The notation includes various rhythmic values, including eighth and sixteenth notes, and rests. Dynamic markings such as *sf* (sforzando), *ff* (fortissimo), and *ff* (fortissimo) are present throughout the piece. Performance instructions include accents (*acc.*) and breath marks (*bre.*). The score concludes with a trill (*T*) in the final measure of the bottom staff.

Violino I.

The musical score consists of six staves. The first four staves are for Violino I. The fifth and sixth staves are for Piano accompaniment. The score includes various musical notations such as clefs, key signatures, time signatures, and dynamic markings. A red bracket highlights a specific passage in the third staff of the Violino I part.

f dim. *p* *sul D.* *P poco più sost. e tranquillo* *pizz.* *dim.* *Solo* *arco Solo Cnd.* *lento a piacere* *rit.* *a tempo* *Tutti con sord. pizz.* *pp* *pizz.* *sempre pianissimo*

Gioacchino Rossini La Gazza Ladra Overture

Violine I.

Maestoso marziale.

Musical score for Violine I, starting with *Maestoso marziale.* The score includes dynamic markings such as *ff*, *f*, *cresc.*, and *pp*. Performance instructions include *Ri. Tr.* and *cresc. ed acceler.*. The score is marked with measure numbers 8, 14, 20, 26, 31, 37, 43, 48^{II}, 54, and 56^{II}.

2 Violine I.

Allegro.

Viol. II. *pp stacc. e legg.*

62

67

72

77 *ff* **Bb** *pp*

82 *poco rit.* *a tempo* *pp*

89 *pp* *pp*

95 *p* *pp*

100 *sempre stacc.*

104

108 *cresc. poco a poco*

112 *ff* **C**

119

Violine I.

131 *f* *cresc.* *ff*

136 *f* *cresc.*

141 *ff* *f*

148 *sf* *sf* *sf* *ff* *marc.* *div. (poco animato)*

154 G.P. Fag. 4 1 10 D Ob. I. 1 2 3 4 *p legg.*

177 *p legg.* *div.*

186 1 *pizz. unis.* *p*

194 *arco* *p* *div. (poco animato)* *p legg.*

202 *unis.* *p* *div.* *p legg.*

209 1 *pizz. unis.* *p* 1 1 1

218 E 3 *div. arco* *ppp possibile*

227 3 *ppp*

Violine I.

239 *div.*
ppp

247 *pp* *3* *unis.* *cresc.*

253 *poco a poco* *div.* *3*

259 *unis.* *sempre cresc.* *3* *div.*

265 *3* *3* *3* *f acceler.* *unis.*

269 *cresc.*

273 *Più mosso.* *ff*

281

290 *pp* *p* *Tempo I.*


295 *mf* *p* *pp* *pp legg.* *3* *3*

302

Detailed description: This page contains the first system of the Violine I part for Rossini's 'La Gazza Ladra Overture'. It consists of ten staves of music, numbered 239 to 302. The key signature is one sharp (F#). The music features various dynamics including *ppp*, *pp*, *poco a poco*, *f*, *ff*, *pp legg.*, and *sempre cresc.*. It includes performance instructions such as *div.* (divisi), *unis.* (unison), *riten.* (ritardando), and *Tempo I.* (return to first tempo). There are several triplet markings (*3*) and a 4/4 time signature change at measure 281. The notation includes slurs, accents, and hairpins.

Violine I.

307



311



315

G. P. Bläser.

Klar. I. (*poco tranquillo*)

1 10 1 2 3 4




322

(*poco animato*)

p legg.

3



340

p legg.

1



346

pizz.

p

(*poco animato*)

1 1 3



356

arco

(*poco animato*)

p legg.

3



364

p legg.

1



370

pizz.

p

1 1 H 3



380

arco

div. 3

ppp possibile

3



388

ppp

3



396

div. V

ppp

3



Violine I.

404 *unis.* *cresc.* *poco a*

411 *poco* *div.* *unis.* *sempre cresc.*

418 *div.* *f acceler.*

425 *cresc.*

429 *I Più mosso.* *ff*

436 *segue*

446 *Più allegro.* *ff*

452

458 *mf* *cresc. molto*

464 *ff* *f*

472 *ff*

479

Detailed description: This is a page of a musical score for Violin I, measures 404 to 479. The music is in G major and 2/4 time. It features a variety of rhythmic patterns, including triplets, sixteenth-note runs, and dotted rhythms. Performance instructions such as *unis.*, *cresc.*, *poco a*, *div.*, *sempre cresc.*, *f acceler.*, *I Più mosso.*, *ff*, *segue*, *Più allegro.*, *mf*, *cresc. molto*, and *f* are interspersed throughout the score. There are two red brackets: one under measures 436-445 and another under measures 479-480.

N° 5.

V *f* $\frac{1}{2}$ B. *g.B.* *fz* *Sp.* *P.* B. *g.B.* *f* *Sp.* *P.* *fz* *fz* *fz*

h. B. u. *Fr.* *B.* *P.* *g.B.* *Sp.*

ob. Dr. *p* *M.* *M.* *P.* *Sp.* *f* *f* *fz*

f *p poco a poco cresc.* *f segue continued in the same manner.*

M. *P.* *Sp.* *fz* *M.* *P.* *Sp.* *f* *Sp.*

